

Mantle Scene 1

Mantle Scene 2

Mantle Scene 3

After being cut out these designs need to be bent at a 90 degree angle. Design should be approx 36" in length

6"




Mantle Scene w/hooks 1

Mantle Scene w/hooks 2

After being cut out these designs need to be bent to fit around the dimensions of your mantel. Design should be approx 36" in length.

4" 10"
2" 3"
12"



Christmas Hanger 1

Christmas Hanger 2

Christmas Hanger 3

Christmas Hanger 4




Christmas Hanger 5





Christmas Hanger 6

Christmas Hanger 7




These Christmas Hangers can be hung in your home windows or walls to display a happy Christmas Message
Larger designs should be approx 36" in length





Hook 1 Hook 2 Hook 3 Hook 4



Hook 5 Hook 6 Hook 7 Hook 8

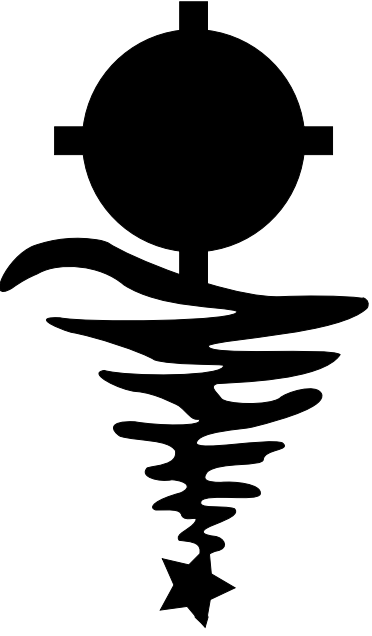


Hook 9 Hook 10 Hook 11




Stocking hooks should be bent after cutting
Designs should be approx 6" in length


Candle Holder 1




Candle Holder 2




Candle Holder 3




Candle Holder 4




Candle Holder 5




Candle Holder 6



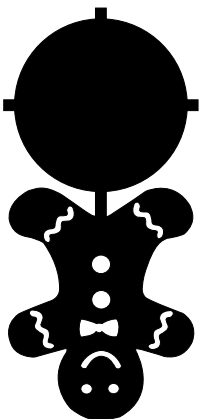
Candle Holder 7



Candle Holder 8



Candle Holder 9



Candle holders are approx 4" in diameter and cut designs will require some bending.

Wreath door hook 1



Wreath door hook 2



Wreath door hook 3



Wreath door hook 4



Wreath door hook 5

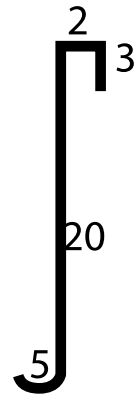


Wreath door hook 6




Wreath door hooks should be bent to resemble this diagram.

Wreath hooks should be approx 20" in length after bending.




Napkin holder 1




Napkin holder 2




Napkin holder 3




Napkin holder 4




Napkin holder 5




Napkin holder 6



Napkin holder 7

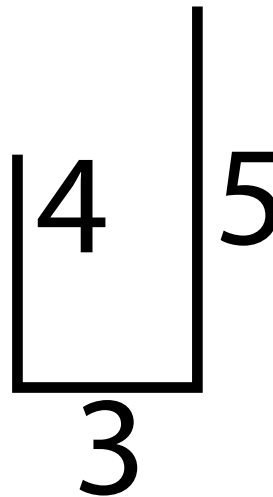


Napkin holder 8




Napkin holders will require some bending and should resemble the diagram.

The base of the napkin holder should measure approx 3" wide and 6" in length



Christmas Coaster 1

Christmas Coaster 2



Sit you drinks on these decorative coasters approx size 4" x 4"